

YOUR SAFETY IS OUR PRIORITY

NW Natural Gas Safety Information

NW Natural has been in business for 162 years. We deliver natural gas to your home or business safely and reliably through our pipeline system, which is one of the most modern in the nation. It not only meets state and federal pipeline safety regulations, it exceeds them.

You can help us by following the safety tips inside, and sharing with your household or business. Thank you for choosing NW Natural as your dependable energy provider.

If you suspect a natural gas leak,
CALL OUR 24-HOUR EMERGENCY: 800-882-3377
nwnatural.com



Call 811 before you dig — it's free and it's the law


Utility lines beneath the ground provide all the essentials of a modern home, including electricity, water, natural gas and sewer. Call 811 to locate them at least two business days before you start any project that involves digging on your property—like landscaping, fence installation or construction.

It's the law, one that can prevent thousands of dollars in damage and the risk of injuries.

Here's what happens after you call 811 to have underground utilities located.

- A utility locator comes out to your home or business.
- The contractor locates natural gas and utility lines on your property—for free.
- The contractor uses visual markers to identify the lines so you know where it's safe to dig, and areas you or a contractor should avoid.

If you damage a pipe, call us immediately at **800-882-3377**. No damage is too small to report.



Steps to take if you suspect a natural gas leak — Smell. Go. Let Us Know.

In its natural state, natural gas is odorless and colorless. But we give it a strong smell similar to rotten eggs or sulfur so you'll know if something isn't right and should leave your house or building immediately. Smell something unusual? Here's what to do:

SMELL. GO. LET US KNOW.®

How to identify a possible gas leak

- SMELL a stinky odor similar to rotten eggs or sulfur
- HEAR a blowing or hissing sound
- SEE blowing dirt

How to respond

- GO, leave the area on foot
- DON'T start a vehicle
- DON'T use an open flame
- DON'T use any electrical or battery-operated device, such as a light switch, phone or garage door opener


Who to call

Once you're away from your home or the area and can no longer smell gas, LET US KNOW about the odor by calling our emergency number **800-882-3377**.

Shutting off your gas meter

If you need to have your gas service turned off, call us and we'll do it for you. However, should a situation arise where you need to turn off your gas supply immediately, follow this simple procedure:

- Locate the shutoff valve on the riser line coming from the ground to your meter (Figure A) or on newer meters the service line going from your meter into the house (Figure B).
- Use an adjustable pipe or crescent-type wrench to turn the valve a quarter turn in either direction. When the valve head is parallel to the pipe, it is in the OPEN position.
- Turn the valve head crosswise (perpendicular) to the pipe and it will be in the OFF position.



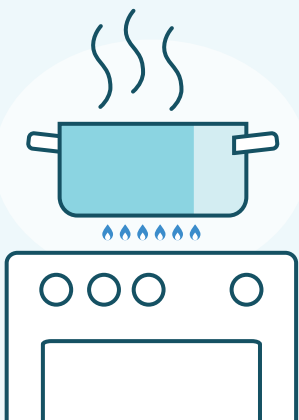
» If you turn the gas off, LEAVE IT OFF, and call us at **800-882-3377**. Do not turn it back on yourself. Appliances and natural gas lines will need to be checked for possible damage before service can be safely restored.

Safety in the kitchen

When cooking at home, remember these kitchen safety tips:

- If a burner flame goes out on a manually operated (no pilot light) oven or top burner: Shut off the range. Wait for the gas to dissipate. Then relight the burner.
- When lighting, ALWAYS light the match first, place it at the burner, and then turn on the range knob.
- Keep combustible materials such as paper towels, curtains, clothing and electric cords away from range burners.

- Keep an all-purpose (ABC-rated) fire extinguisher in a convenient location in the event of a rangetop fire. You can also use baking soda to put out a grease fire. Small fires often can be smothered with a wet towel or a large pot lid.
- Keep burners and the range top clean. Boil-overs and grease accumulations are a fire hazard.
- Prevent grease build-up and fires on commercial ranges and cooking systems. Regularly inspect and maintain exhaust hoods and duct systems.



MORE IMPORTANT SAFETY INFORMATION


How to keep your meter safe and accessible

① Watch out for gas theft

It's a crime to use natural gas that isn't correctly metered. Look out for unauthorized persons near your meter, extra parts attached to it or other damage.

What to do:

If you suspect someone has tampered with your meter, leave your meter as you found it and call us at **503-226-4211 x5904**.



② Clear meter obstructions

We need your help to keep a clear path to the meter so we can read it and bill you correctly, or turn it off in case of emergency.

What to do:

- Maintain an accessible footpath to the meter.
- Make sure the meter has three feet of clear and unobstructed space above and in front of it.
- Keep the meter in an open, ventilated space.
- Keep snow, ice and other debris off your meter. Use a soft broom or brush, and no sharp tools.
- Don't tie or hang anything to the gas meter or piping.

③ Protect the meter

- Periodically clean and paint exposed gas piping from the meter to your home to prevent corrosion.
- If the meter is located where it could be struck by a vehicle, RV or trailer, call NW Natural to see if a guard post should be installed.

Oil and other liquids can sometimes get into pipelines through condensation or equipment connected to our system, and these liquids can contain potentially hazardous materials. If you notice liquid near natural gas pipes or equipment, do not touch it. Please call us at **800-422-4012** and we will send a technician out to inspect.

Carbon monoxide safety

Natural gas is non-toxic. Under normal operating conditions, it burns cleanly, producing heat, carbon dioxide and water vapor. But if natural gas isn't burning properly or the appliance is malfunctioning, it could create a hazard. Though rare, either situation could result in an excess amount of carbon monoxide in the air.

Warning signs to watch for:

Carbon monoxide (CO) is odorless and poisonous, and caused by malfunctioning equipment or appliances that don't vent properly. CO deprives the heart, brain and other vital organs of oxygen.

UL-approved carbon monoxide detectors can immediately alert you when a high level of CO is in the air. Other physical signs to look out for include:

- A yellow flame instead of blue on gas equipment and appliances.
- Soot around the front of a furnace or water heater.
- A furnace that constantly runs, but doesn't warm up the house.
- The appearance of moisture inside of your windows.
- You or others experiencing headaches, shortness of breath, dizziness, nausea or confusion.

Tips to keep carbon monoxide in check:

- As our customer, you can schedule a free Annual Equipment Inspection. A NW Natural technician comes to your home and inspects appliances to ensure they're running correctly and efficiently.



Here's what else you can do:

Install UL-approved carbon monoxide detectors around your home.

- Ensure all vents and chimneys are properly installed and inspected regularly.
- Look for improper connections, visible rust or stains on vents and chimneys.
- Keep chimneys and vents free of debris, such as leaves, creosote and animal nests.

Safety tips for everyday scenarios

Because CO can be caused by different sources, be sure to follow these safety tips:

- Always grill outdoors in an open space.
- Never sit in a parked car with the engine running and the windows closed.*
- Always provide proper venting when you operate kerosene or propane heaters indoors.
- Never use the gas range or oven for home heating.

* Vehicle exhaust is responsible for more than half of the unintentional CO deaths each year.

The safety of our delivery system

We are one of the first utilities to replace cast iron and bare steel pipes with modern materials. The new pipes are highly resistant to corrosion and have a life expectancy of up to 100 years. **Our system not only meets state and federal pipeline safety regulations, it exceeds them.** Why? Because public safety and environmental protection are such important priorities.

Our gas control room is staffed 24 hours a day and monitors our pipeline system. We inspect it in person throughout the year. We have customer field technicians ready to respond to our customers, around the clock. Together, we can continue to be a leader in safety.

Look for the markers

Since most pipelines are buried, pipeline markers indicate the approximate location of underground pipelines near you. To find out more information

about the locations of natural gas transmission pipes, you can view a map at the National Pipeline Mapping System website at <https://pvnpm.phmsa.dot.gov/PublicViewer/>.

Help us out

If you witness suspicious activity on or near our pipeline system, please call 911 and let us know at **800-882-3377**.



Please visit nwnatural.com to access other important safety information, such as gas equipment maintenance and emergency preparedness.

For more information about natural gas safety, please call 800-422-4012.

Para obtener más información sobre la seguridad del gas natural, llame al **800-422-4012**.

如需更多有 天然氣安全的資訊 請致電 **800-422-4012**。

자연가스 안전과 관련하여 보다 자세한 정보는 전화 **800-422-4012** 번으로 문의하시기 바랍니다.

За дополнительными сведениями об обеспечении безопасности при использовании природного газа, пожалуйста, обращайтесь по тел. **800-422-4012**.

24-HOUR EMERGENCY: 800-882-3377